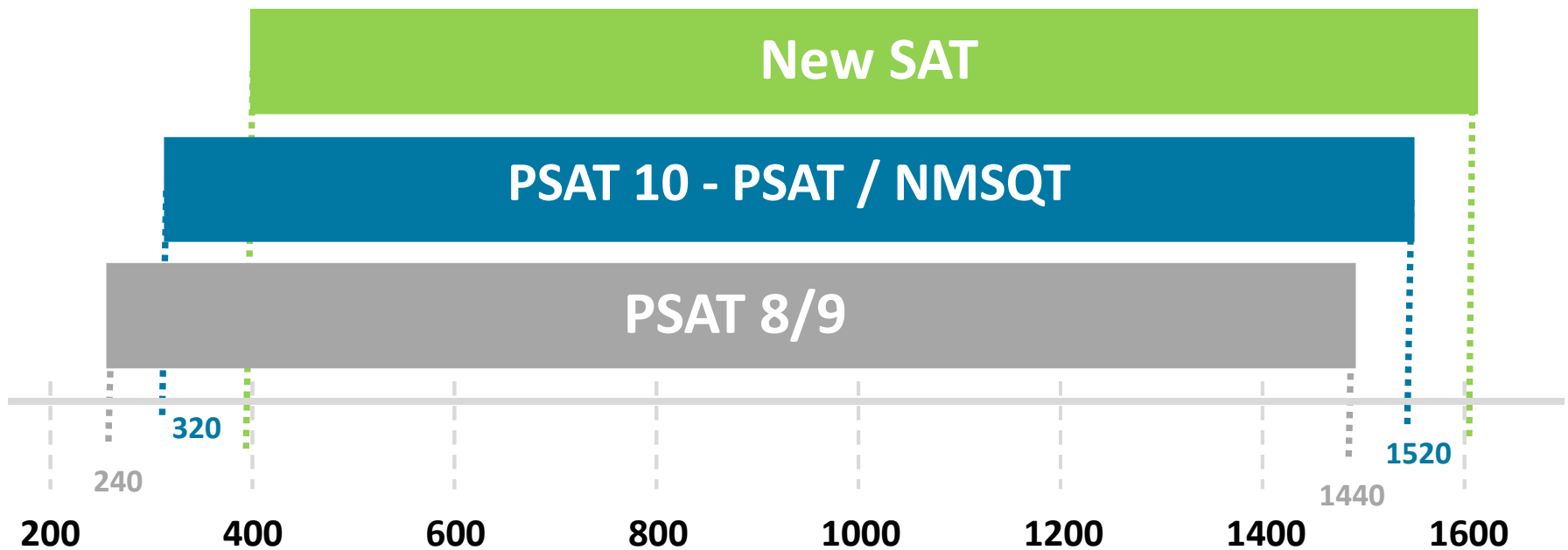



# General Format and Scoring



# Your College Board PSAT Score Report...



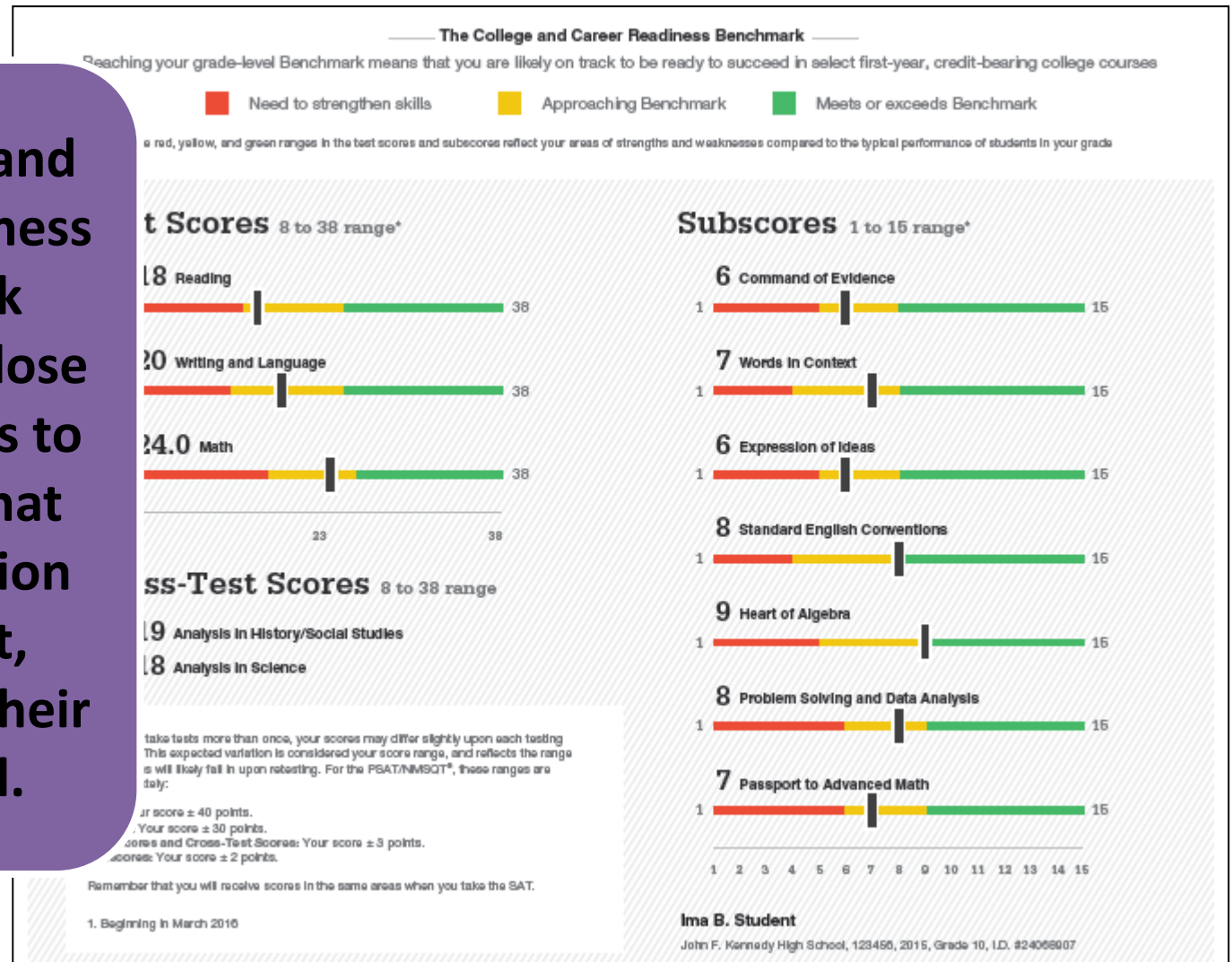
Highest possible total is 1520.

The main body of the score report is divided into three columns. The left column contains links to "Get your full report online" at studentscores.collegeboard.org and "SAT Practice" on Khan Academy. The middle column displays the "Your Evidence-Based Reading and Writing Score" as 380, with a range of 160 to 760 and a "18th Sample Percentile". Below this is a horizontal bar chart from 160 to 760, with the score 380 marked. A yellow warning icon and text state: "Your scores indicate you are close to being on track for college readiness, but you need to continue to strengthen your skills." The right column displays the "Your Total Score" as 860, with a range of 320 to 1520 and a "28th Sample Percentile". Below this is a horizontal bar chart from 160 to 760, with the score 860 marked. A green checkmark icon and text state: "You are on track for college readiness." The bottom of the middle and right columns contains a central message: "Keep in mind, the PSAT/NMSQT and SAT are on the same scale." and a note: "Your score shows you how you would have scored that day on the SAT. How well you do depends on what you do next!"

Each section is scored 160-760 and then they are added together to get the total score.

# Your College Board PSAT Score Report...

The College and Career Readiness Benchmark shows how close the student is to mastering that content section on this test, based upon their grade level.



# Your College Board Score Report...

## Your Scores: Next Steps

Your score indicates that you are already likely able to:

Reading Test

Improve your skills by focusing on:

Revise text as needed to improve the exactness or content appropriateness of word choices within somewhat challenging texts

Retain or add information or ideas to a piece of a text to support claims or points in somewhat challenging text

Revise somewhat challenging text to ensure that information is presented in the most logical order



Retain or add information or ideas to a piece of text to support claims or points in challenging text

Use a variety of sentence structures to accomplish a rhetorical purpose such as persuading an audience

Revise text as / appropriateness

Writing and Language Test

Tips

Draw reasonable conclusions from somewhat challenging texts

Describe the overall structure of a somewhat challenging text

Identify claims and counterclaims explicitly stated in a somewhat challenging passage



Draw reasonable inferences and logical conclusions from challenging texts

Analyze information presented quantitatively in such forms as graphs, tables, and charts and relate that information to information presented in somewhat challenging text

Determine how the selection of specific words shapes meaning and tone in a challenging passage

# Your College Board Score Report...

## Your Question-Level Feedback

### Reading

Question #	Correct	Your Answer	Difficulty	Subscore	Cross-Test Score
1	A	✓	■ ■ ■ ■		
2	B	✓	■ ■ ■ ■	COE	
3	A	✓	■ ■ ■ ■	WIC	
4	C	✓	■ ■ ■ ■		
5	D	✓	■ ■ ■ ■	WIC	
6	B	✓	■ ■ ■ ■		
7	C	B	■ ■ ■ ■	COE	
8	C	✓	■ ■ ■ ■		
9	B	✓	■ ■ ■ ■		
10	B	✓	■ ■ ■ ■		HSS
11	A	✓	■ ■ ■ ■	WIC	HSS

### Writing and Language

Question #	Correct	Your Answer	Difficulty	Subscore	Cross-Test Score
1	A	✓	■ ■ ■ ■	SEC	
2	B	A	■ ■ ■ ■	EOI, COE	
3	A	✓	■ ■ ■ ■	EOI, WIC	
4	C	✓	■ ■ ■ ■	SEC	
5	D	✓	■ ■ ■ ■	EOI, WIC	
6	B	✓	■ ■ ■ ■	SEC	
7	C	✓	■ ■ ■ ■	EOI, COE	
8	C	✓	■ ■ ■ ■	EOI	
9	B	D	■ ■ ■ ■	EOI	
10	B	✓	■ ■ ■ ■	SEC	
11	A	B	■ ■ ■ ■	SEC	

### Math Test – Calculator

Question #	Correct	Your Answer	Difficulty	Subscore	Cross-Test Score
1	A	✓	■ ■ ■ ■	HOA	
2	B	✓	■ ■ ■ ■	PSD	
3	A	✓	■ ■ ■ ■	PSD	HSS
4	C	✓	■ ■ ■ ■	HOA	
5	D	✓	■ ■ ■ ■	PSD	
6	B	✓	■ ■ ■ ■	HOA	
7	C	✓	■ ■ ■ ■		
8	C	A	■ ■ ■ ■	PSD	SCI
9	B	✓	■ ■ ■ ■	PSD	SCI
10	B	✓	■ ■ ■ ■	PAM	

### Math Test – No Calculator

Question #	Correct	Your Answer	Difficulty	Subscore	Cross-Test Score
1	A	✓	■ ■ ■ ■	HOA	
2	B	✓	■ ■ ■ ■	HOA	
3	A	C	■ ■ ■ ■	HOA	
4	C	✓	■ ■ ■ ■	HOA	
5	D	✓	■ ■ ■ ■	PAM	HSS

#### Key:

- ✓ Correct
- ∅ Omitted
- U Unscorable
- ■ ■ ■ Easy
- ■ ■ ■ Medium
- ■ ■ ■ Hard

#### Subscore:

- COE Command of Evidence
- WIC Words in Context
- EOI Expressions of Ideas
- SEC Standard English Conventions
- HOA Heart of Algebra
- PSD Problem Solving and Data Analysis
- PAM Passport to Advanced Math

#### Cross-Test Score:

- HSS Analysis in History/Social Studies
- SCI Analysis in Science

Answer key, so you can continue to practice!

Question #	Correct	Your Answer	Difficulty	Subscore	Cross-Test Score
28	1000	1200	■ ■ ■ ■	HOA	
29	10, 12, 14, 16	✓	■ ■ ■ ■	PAM	
30	8.5, 1.6	✓	■ ■ ■ ■	PSD	HSS
31	29	✓	■ ■ ■ ■	PSD	HSS

# NMSQ...

## National Merit Scholarship Corporation

National Merit Scholarship Corporation (NMSC) conducts the National Merit® Scholarship Program, an academic competition for recognition and college scholarships. To designate students who qualify for recognition in its 2017 competition, NMSC will consider the 2016 PSAT/NMSQT® Selection Index scores of some 1.5 million test-takers (usually high school juniors) who meet program entry requirements. For more information, please visit: [www.nationalmerit.org](http://www.nationalmerit.org).

If any of your responses to NMSC's "Entry Requirements" questions (see right-hand column) are inaccurate or there has been a change in plans that may affect program entry, write immediately to:

**National Merit Scholarship Corporation**  
**Attn: Scholarship Administration**  
**1560 Sherman Avenue, Suite 200**  
**Evanston, IL 60201-4897**

Include your name and home address along with your high school name, address, and six-digit code number.

### Your NMSC Selection Index

# 124\*

NMSC uses a Selection Index based on PSAT/NMSQT scores as an initial screen of students who enter its scholarship programs. To calculate your Selection Index, double the sum of of your Reading, Writing and Language, and Math Test scores.

### Eligibility Information

\*The asterisk (\*) next to your Selection Index means you do not meet entry requirements for the 2017 National Merit Scholarship Program. See your responses to entry requirements to the right.

NOTE: Students leaving high school and entering college in 2018 or later must take the PSAT/NMSQT again in their 3<sup>rd</sup> year (junior year) of grades 9–12 to enter the National Merit Scholarship Program.

### Entry Requirements

(Information you provided on your answer sheet)

High school student:

**YES**

Year to complete high school and enroll full-time in college:

**2018**

Years to be spent in grades 9–12:

**4**

U.S. Citizenship:

**NO, but I am a U.S. lawful permanent resident (or have applied for permanent residence, the application for which has not been denied) and I intend to become a U.S. citizen at the earliest opportunity allowed by law.**

Selection index is calculated by doubling the students Reading Test, Writing and Language Test and Math Test scores and then adding them together.