
















Did you forget your password? - For 8th grade only!!

DO NOT TRY TO GUESS – YOU MAY LOCK YOURSELF OUT OF YOUR ACCOUNT!

Instead use these useful charts:

↓ APP ↓	↓ LOG-IN CREDENTIALS ↓
 iCloud ICLOUD	
 PAGES	USER NAME IS YOUR EMAIL ADDRESS: lastnamefirstname@sewanhaskaschools.org
 KEYNOTE	PASSWORD IS AS FOLLOWS: The first letter is uppercase and represents your school:
 NUMBERS	<ul style="list-style-type: none">• C=Carey• E=Elmont• F=Floral Park• N=New Hyde Park• S=Sewanhaka
 GARAGE BAND	Next - your year of Graduation (YOG) Next - your initials lowercase Next - the first two numbers of your student ID
 iMovie	For example: C2021ka56
 FACETIME	

APP	LOG-IN CREDENTIALS
 SCHOOL EMAIL - OUTLOOK	<p>USER NAME IS YOUR EMAIL ADDRESS: <i>lastnamefirstname@sewanhaskaschools.org</i></p> <p>PASSWORD IS AS FOLLOWS:</p> <p>The first letter is uppercase and represents your school:</p> <ul style="list-style-type: none"> • C=Carey • E=Elmont • F=Floral Park • N=New Hyde Park • S=Sewanhaka <p>Next - your year of Graduation (YOG) Next - your initials lowercase Next - the first two numbers of your student ID</p> <p>For example: C2021ka56</p>
 WORD	
 POWERPOINT	
 EXCEL	
 ONENOTE	

 Google Drive Includes: google docs, slides and sheets	<p>USER NAME IS YOUR EMAIL ADDRESS: <i>lastnamefirstname@sewanhaskaschools.org</i></p> <p>PASSWORD IS: your student ID #</p>
 SCHOLOGY	<p>CHOOSE YOUR USERNAME BASED ON YOUR SCHOOL:</p> <p>elm.firstname.lastname fpm.firstname.lastname hfc.firstname.lastname nhp.firstname.lastname sew.firstname.lastname</p> <div style="border: 1px solid black; padding: 5px; display: inline-block;"> <p>PASSWORD: STUDENT ID#</p> </div>